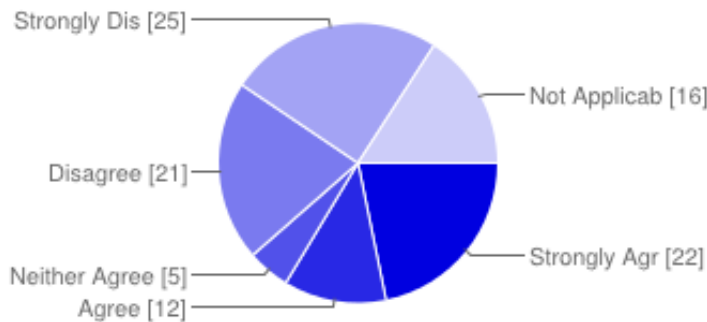


102 responses

[View all responses](#) [Publish analytics](#)

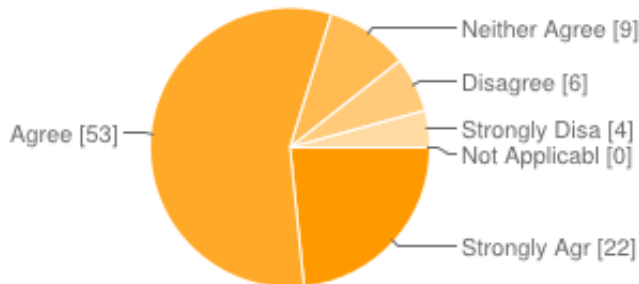
Summary

You have a CATIA license on a personal computer (desktop or laptop) that you used in this class?



Strongly Agree	22	22%
Agree	12	12%
Neither Agree or Disagree	5	5%
Disagree	21	21%
Strongly Disagree	25	25%
Not Applicable	16	16%

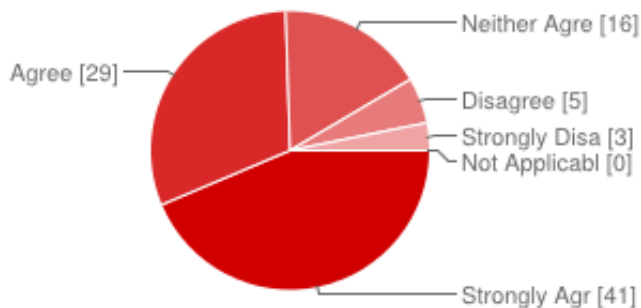
The e-book training manuals were important in developing your understanding of the course material.



Strongly Agree	22	23%
Agree	53	56%
Neither Agree or Disagree	9	10%

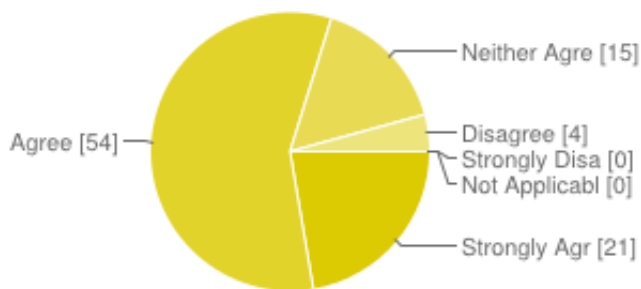
Disagree	6	6%
Strongly Disagree	4	4%
Not Applicable	0	0%

The e-book format is preferable to a hard copy?



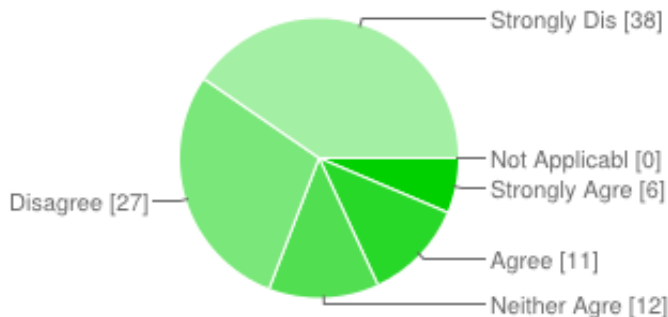
Strongly Agree	41	44%
Agree	29	31%
Neither Agree or Disagree	16	17%
Disagree	5	5%
Strongly Disagree	3	3%
Not Applicable	0	0%

The exercises at the end of each chapter in the training manual were clear, and were helpful to developing your understanding of the topic?



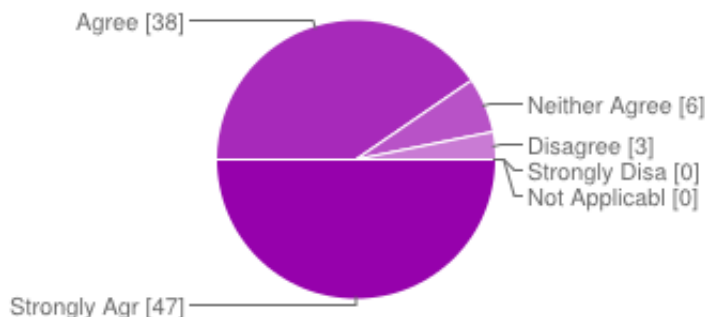
Strongly Agree	21	22%
Agree	54	57%
Neither Agree or Disagree	15	16%
Disagree	4	4%
Strongly Disagree	0	0%
Not Applicable	0	0%

You read the material at the beginning of each chapter of the e-book?



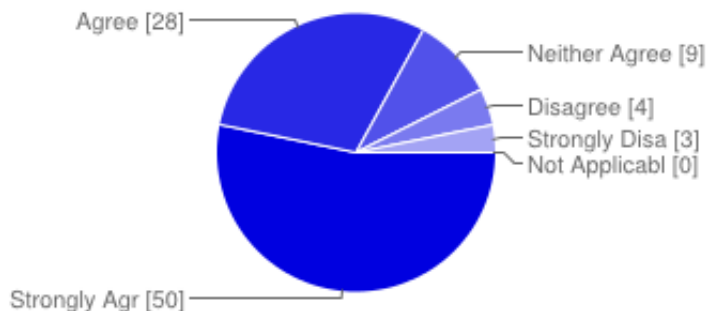
Strongly Agree	6	6%
Agree	11	12%
Neither Agree or Disagree	12	13%
Disagree	27	29%
Strongly Disagree	38	40%
Not Applicable	0	0%

The instructor led tutorials were important in developing your understanding of the course material.



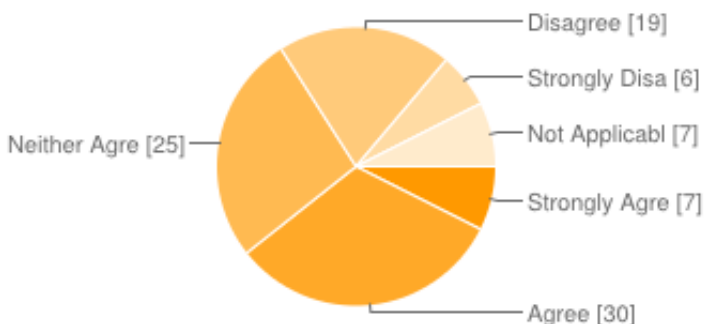
Strongly Agree	47	50%
Agree	38	40%
Neither Agree or Disagree	6	6%
Disagree	3	3%
Strongly Disagree	0	0%
Not Applicable	0	0%

The video tutorial format is preferable to a live tutorial?



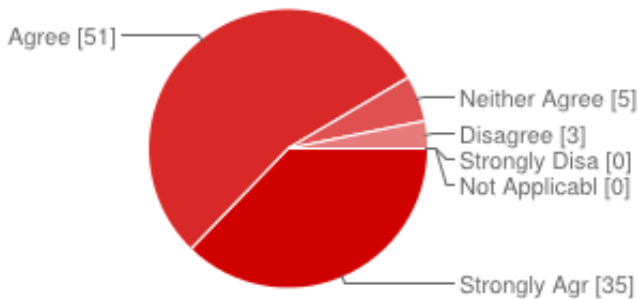
Strongly Agree	50	53%
Agree	28	30%
Neither Agree or Disagree	9	10%
Disagree	4	4%
Strongly Disagree	3	3%
Not Applicable	0	0%

The descriptive material at the beginning of each chapter was helpful in developing your understanding of the topic?



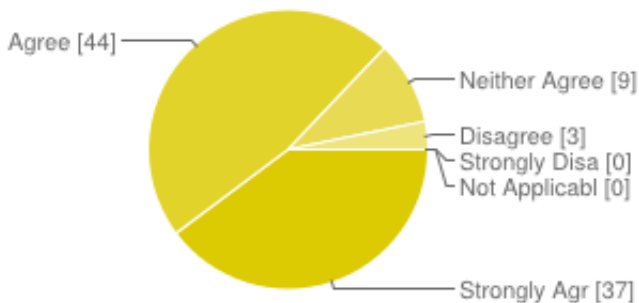
Strongly Agree	7	7%
Agree	30	32%
Neither Agree or Disagree	25	27%
Disagree	19	20%
Strongly Disagree	6	6%
Not Applicable	7	7%

The homework assignments were important in developing your understanding of the course material.



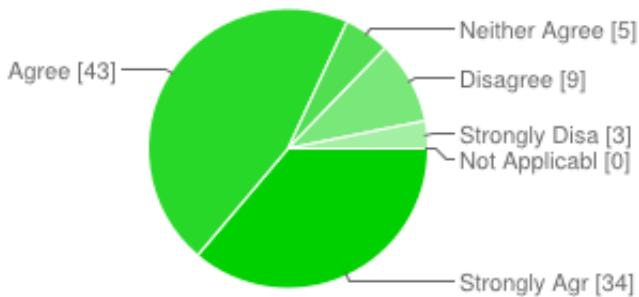
Strongly Agree	35	37%
Agree	51	54%
Neither Agree or Disagree	5	5%
Disagree	3	3%
Strongly Disagree	0	0%
Not Applicable	0	0%

The individual project was important in developing your understanding of the course material.



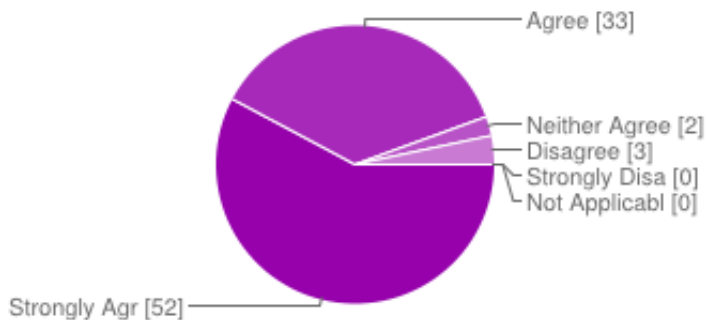
Strongly Agree	37	40%
Agree	44	47%
Neither Agree or Disagree	9	10%
Disagree	3	3%
Strongly Disagree	0	0%
Not Applicable	0	0%

The group project was an important in developing your understanding of the course material.



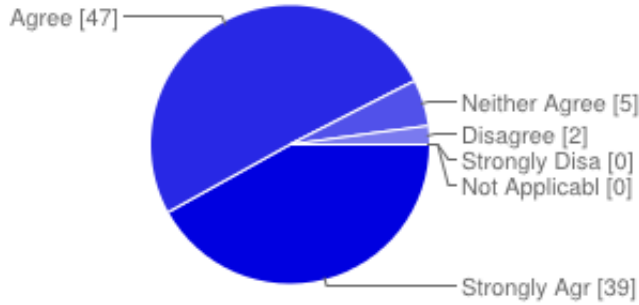
Strongly Agree	34	36%
Agree	43	46%
Neither Agree or Disagree	5	5%
Disagree	9	10%
Strongly Disagree	3	3%
Not Applicable	0	0%

You feel confident in creating properly constrained sketches that can capture design intent.



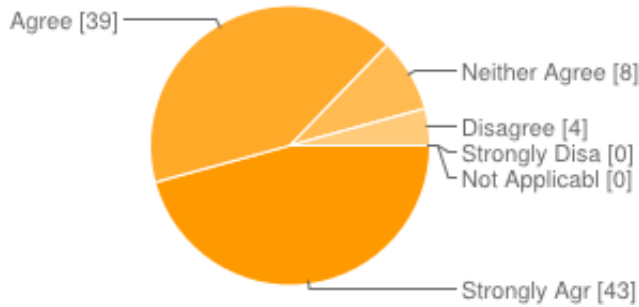
Strongly Agree	52	58%
Agree	33	37%
Neither Agree or Disagree	2	2%
Disagree	3	3%
Strongly Disagree	0	0%
Not Applicable	0	0%

You feel confident in your ability to select the correct features for building a 3D parametric CAD model.



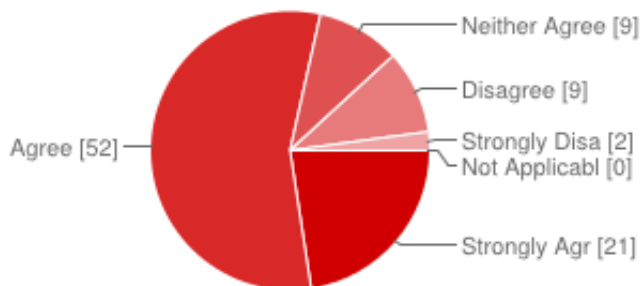
Strongly Agree	39	42%
Agree	47	51%
Neither Agree or Disagree	5	5%
Disagree	2	2%
Strongly Disagree	0	0%
Not Applicable	0	0%

You feel confident in your understanding of cosmetic features such as draft, stiffeners and shelling, and how to add them to a CAD model.



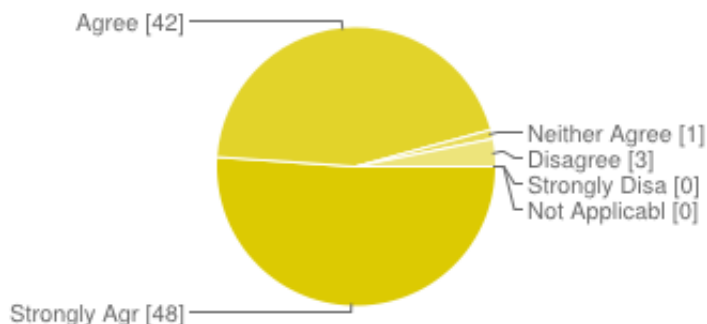
Strongly Agree	43	46%
Agree	39	41%
Neither Agree or Disagree	8	9%
Disagree	4	4%
Strongly Disagree	0	0%
Not Applicable	0	0%

You feel confident in using multi-section solid features to create complex 3D shapes.



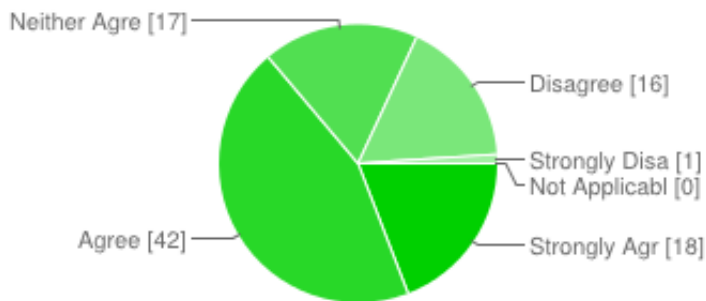
Strongly Agree	21	23%
Agree	52	56%
Neither Agree or Disagree	9	10%
Disagree	9	10%
Strongly Disagree	2	2%
Not Applicable	0	0%

You feel confident in creating properly constrained and structured assembly models.



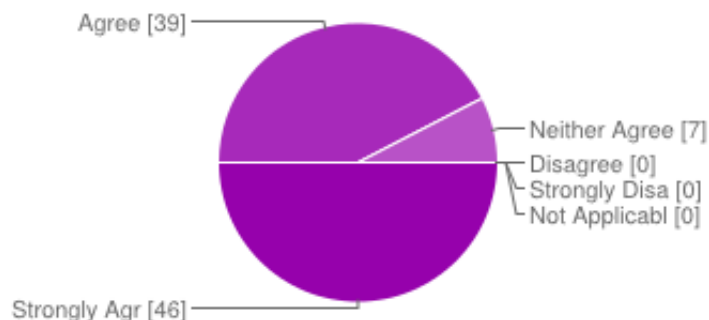
Strongly Agree	48	51%
Agree	42	45%
Neither Agree or Disagree	1	1%
Disagree	3	3%
Strongly Disagree	0	0%
Not Applicable	0	0%

You understand how to use the Design-in-Context approach to create parts within an assembly model.



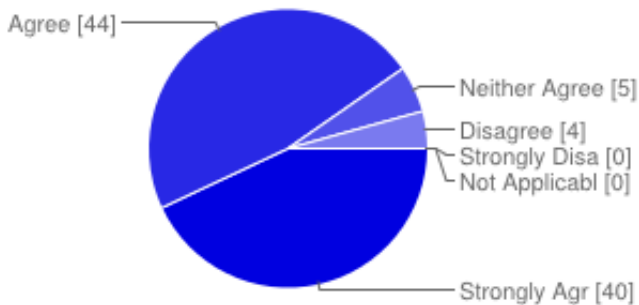
Strongly Agree	18	19%
Agree	42	45%
Neither Agree or Disagree	17	18%
Disagree	16	17%
Strongly Disagree	1	1%
Not Applicable	0	0%

You feel confident in using CATIA to create properly dimensioned part drawings.



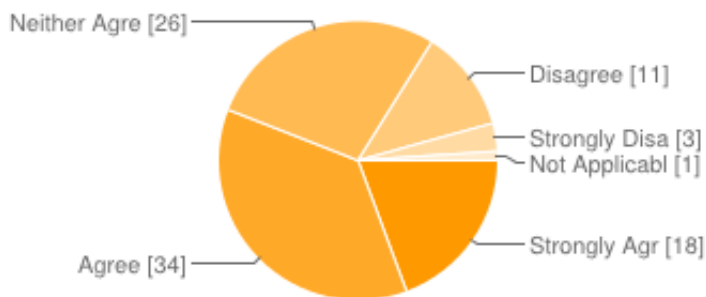
Strongly Agree	46	50%
Agree	39	42%
Neither Agree or Disagree	7	8%
Disagree	0	0%
Strongly Disagree	0	0%
Not Applicable	0	0%

You feel confident in using CATIA to create drawings that document an assembly's structure.



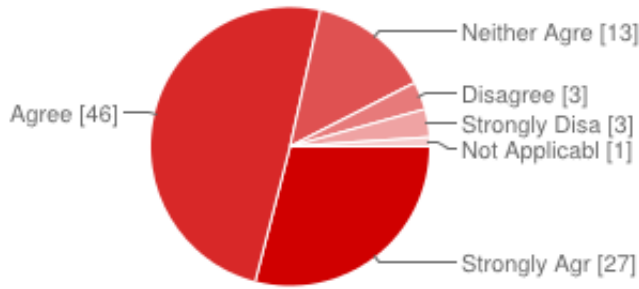
Strongly Agree	40	43%
Agree	44	47%
Neither Agree or Disagree	5	5%
Disagree	4	4%
Strongly Disagree	0	0%
Not Applicable	0	0%

You feel confident in your ability to identify and create a GDT specification on an engineering drawing.



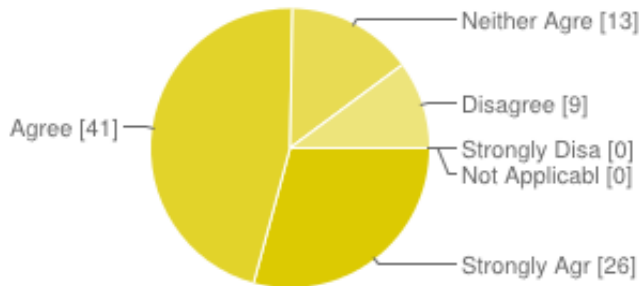
Strongly Agree	18	19%
Agree	34	37%
Neither Agree or Disagree	26	28%
Disagree	11	12%
Strongly Disagree	3	3%
Not Applicable	1	1%

This class has helped you learn to create an efficient set of tool paths for building a prototype on an FDM machine.



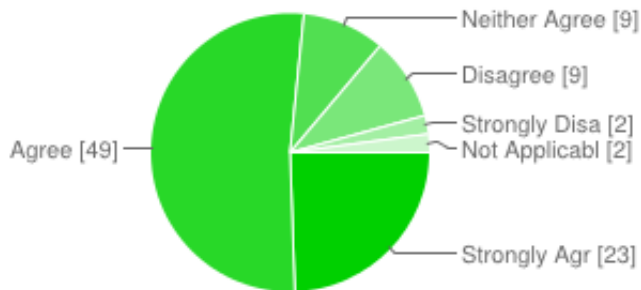
Strongly Agree	27	29%
Agree	46	49%
Neither Agree or Disagree	13	14%
Disagree	3	3%
Strongly Disagree	3	3%
Not Applicable	1	1%

The group project was important in developing your understanding of the importance of Design for Manufacture (DFM) and Design for Assembly (DFA) principles.



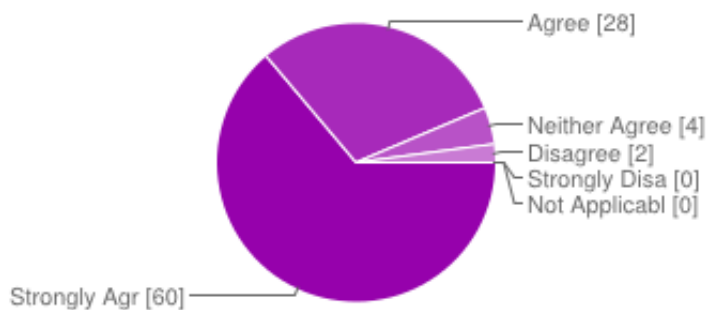
Strongly Agree	26	29%
Agree	41	46%
Neither Agree or Disagree	13	15%
Disagree	9	10%
Strongly Disagree	0	0%
Not Applicable	0	0%

The group project provided a good opportunity for you to use advanced modeling features such as Rib/Slot and multi-section solid features.



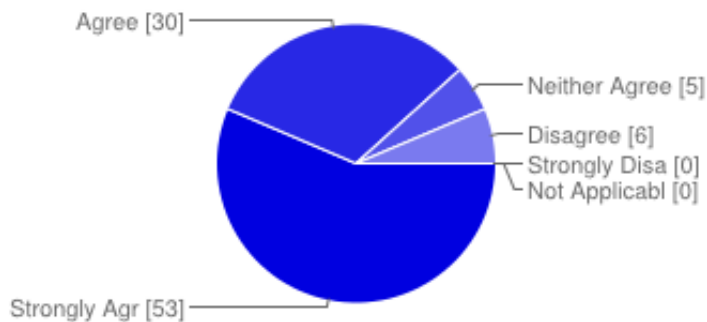
Strongly Agree	23	24%
Agree	49	52%
Neither Agree or Disagree	9	10%
Disagree	9	10%
Strongly Disagree	2	2%
Not Applicable	2	2%

The creation of a physical prototype was important to your sense of accomplishment in completing the group project.



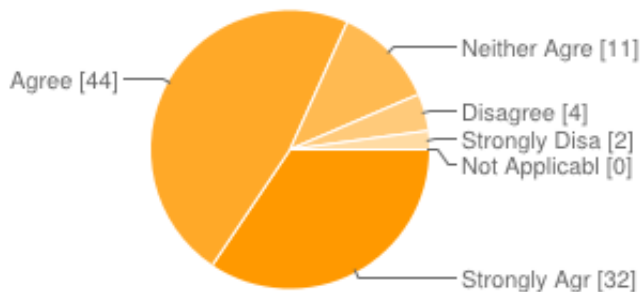
Strongly Agree	60	64%
Agree	28	30%
Neither Agree or Disagree	4	4%
Disagree	2	2%
Strongly Disagree	0	0%
Not Applicable	0	0%

Being able to use the department s FDM machines for building custom blocks was an important facet of your experiences in completing the group project.



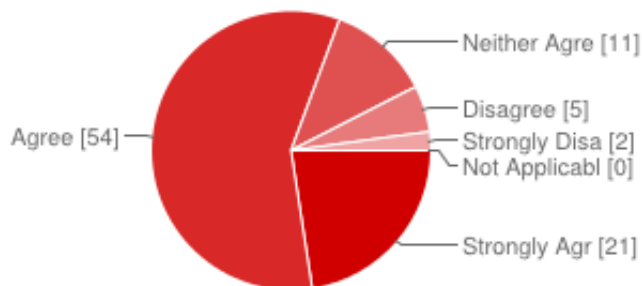
Strongly Agree	53	56%
Agree	30	32%
Neither Agree or Disagree	5	5%
Disagree	6	6%
Strongly Disagree	0	0%
Not Applicable	0	0%

This class has helped you learn to manage your projects to meet intermediate milestones and design goals.



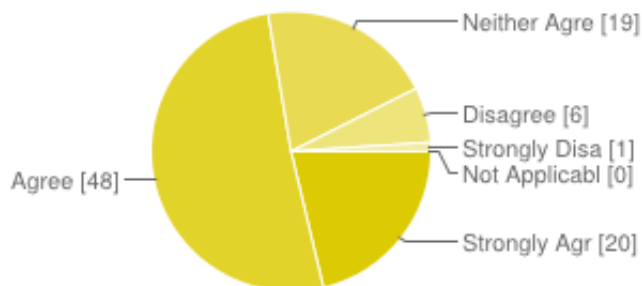
Strongly Agree	32	34%
Agree	44	47%
Neither Agree or Disagree	11	12%
Disagree	4	4%
Strongly Disagree	2	2%
Not Applicable	0	0%

This class has helped you learn to work together on a team to set and meet team goals.



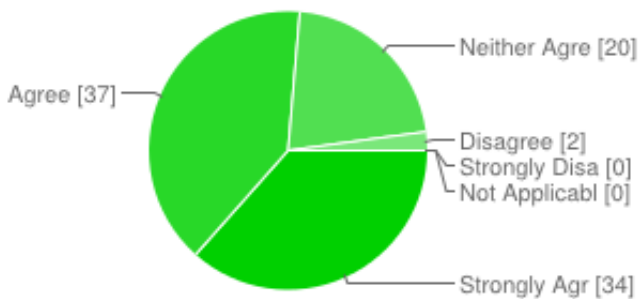
Strongly Agree	21	23%
Agree	54	58%
Neither Agree or Disagree	11	12%
Disagree	5	5%
Strongly Disagree	2	2%
Not Applicable	0	0%

This class has helped you learn to listen, cooperate, and encourage participation with team members.



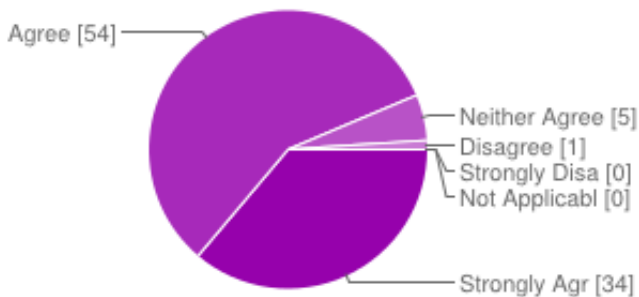
Strongly Agree	20	21%
Agree	48	51%
Neither Agree or Disagree	19	20%
Disagree	6	6%
Strongly Disagree	1	1%
Not Applicable	0	0%

The use of LEGOs adequately supports the development of your understanding of CATIA and it would not be preferable to work on a product with more engineering significance.



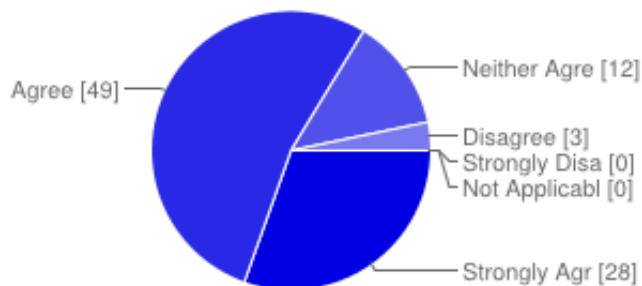
Strongly Agree	34	37%
Agree	37	40%
Neither Agree or Disagree	20	22%
Disagree	2	2%
Strongly Disagree	0	0%
Not Applicable	0	0%

The use of LEGOs supports being creative in developing and refining design concepts.



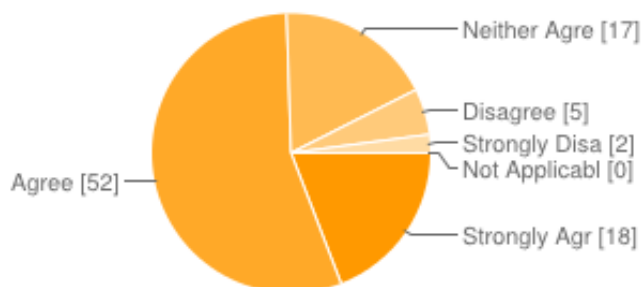
Strongly Agree	34	36%
Agree	54	57%
Neither Agree or Disagree	5	5%
Disagree	1	1%
Strongly Disagree	0	0%
Not Applicable	0	0%

The use of LEGOs is helpful in distributing effort equitably amongst group members.



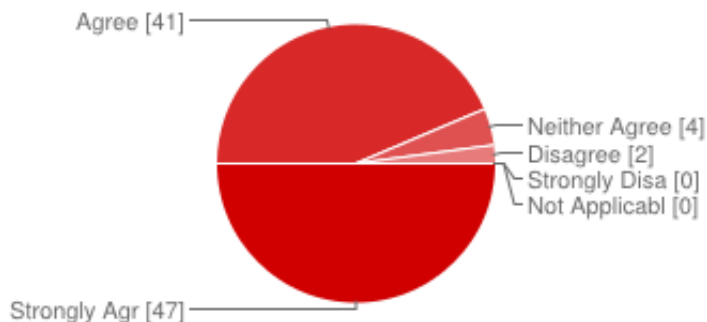
Strongly Agree	28	30%
Agree	49	53%
Neither Agree or Disagree	12	13%
Disagree	3	3%
Strongly Disagree	0	0%
Not Applicable	0	0%

Based on what you have seen of the projects that have been completed by other groups, the LEGO approach promotes projects with roughly similar levels of complexity.



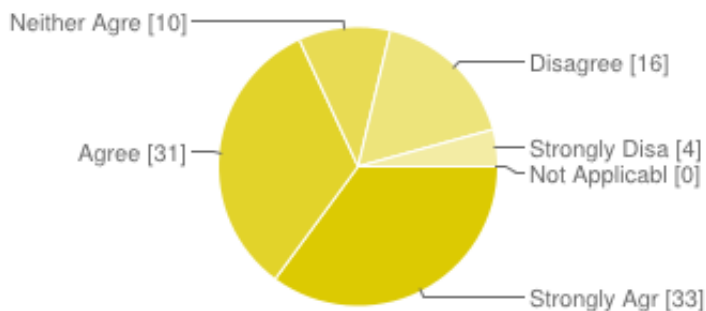
Strongly Agree	18	19%
Agree	52	55%
Neither Agree or Disagree	17	18%
Disagree	5	5%
Strongly Disagree	2	2%
Not Applicable	0	0%

The use of the LEGO approach is a good technique for ensuring that a functioning prototype is the result.



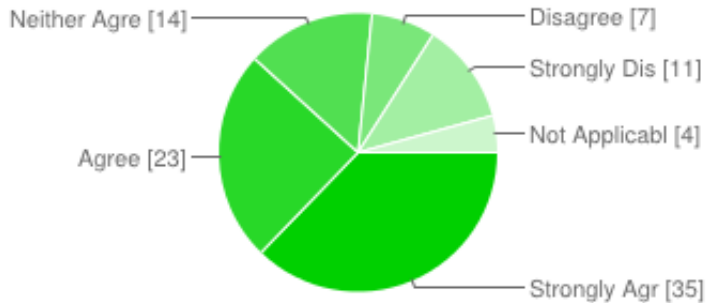
Strongly Agree	47	50%
Agree	41	44%
Neither Agree or Disagree	4	4%
Disagree	2	2%
Strongly Disagree	0	0%
Not Applicable	0	0%

The skill and experience you have acquired in CAD justifies the workload.



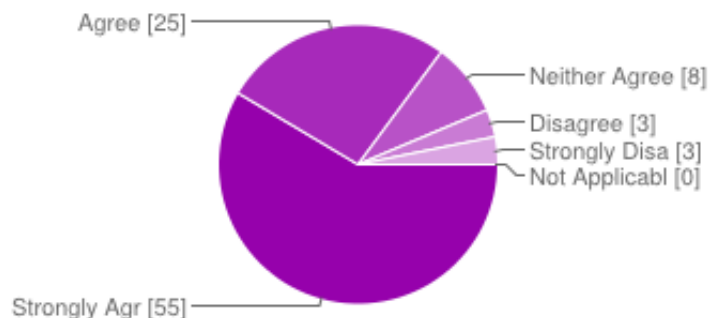
Strongly Agree	33	35%
Agree	31	33%
Neither Agree or Disagree	10	11%
Disagree	16	17%
Strongly Disagree	4	4%
Not Applicable	0	0%

This course has helped motivate you in pursuit of an Engineering Technology degree.



Strongly Agree	35	37%
Agree	23	24%
Neither Agree or Disagree	14	15%
Disagree	7	7%
Strongly Disagree	11	12%
Not Applicable	4	4%

You have acquired a skill in this course that will be useful in your future career.



Strongly Agree	55	59%
Agree	25	27%
Neither Agree or Disagree	8	9%
Disagree	3	3%
Strongly Disagree	3	3%
Not Applicable	0	0%

If you could change anything about this course, what would it be?

the book material was unnecessary and more obnoxious than skill building. More of a focus on the main homework assignments would be better. the videos, although they are very helpful. Kind of hard to pay attention to I wouldn't change much at all. Maybe just a little more info about designing a part that would be good for injection molding. Jerimiah should narrate all of

the video tutorials. The tutorials he narrated were much clearer, and easy to follow along with and learn from. The work load of the class was very intense, but it would be hard to adequately learn the material if it were not. I thought that the course taught CATIA very well, I think having some introduction into other CAD programs would have been interesting. I also think this class was a bit repetitive, I would rather not have the group and the individual projects, plus homework, chapters, and videos. The homework was a good set up for the exam, but was very stressful, maybe less of those would be good. And the videos and chapters were a bit redundant.

slightly lighter load might be helpful, but in the end the heavy load taught me a lot. I think the idea of having TA's participate in grading is a good and helpful idea as it gives students jobs as well as the in structure time to focus on other stuff. I myself have participated in tutoring and such, but I think that the tutor power trips and I think he graded unfairly at times in fact I watched him grade me worse then other students for the same thing. He would also try to grade you down for things that were not even part of the criteria. Even you at times has told him that that was not to be graded. Anyways that was one thing that really bothered my but besides that I loved that class and will soon be working with this type of software through a company I got a job at so thanks for the experience. There really is nothing I would change about this class. Even though the workload was heavy it was still manageable, and I thoroughly enjoyed taking this class. I feel the workload was to much to create good finished products that we are proud of. If you condensed some of the tutorials and exercises we could have more time to refine our logo parts and make something that looks really good instead of something that is so-so. I don't mind some late nights in the lab but I would spend weeks in the lab till 1-2 am trying to get everything done and I feel like my grades and the effort I put in started to suffered from lack of sleep. I really like the video tutorials because everyone can learn at their own speed, however I think it would be nice for the professor to show us some of the examples and maybe give examples of why one way doesn't work over another and how to fix things if problems arise.

Nothing More coverage of multi-section solids would be nice as they are a common way to make the complex features that are present in real-world products. I felt the tutorials didn't fully explain how to choose between different coupling modes and whether to use spines/guides and which ones, etc. I preferred the tutorials done by Jeremiah as they went more in depth and explained what was happening when the other tutorials were rushed and not specific. The tutorial format was good for getting it done on your own time, but it would have been awesome to have some of the more advanced features done with a live in class tutorial, such as multi-section solids! Most people complain of the work load and while it is heavy i felt as though I would not have learned near as much with an easier load. I think the difficulty level really helps separate out those who are driven in pursuit of an engineering career and those who aren't. Overall I feel as though this was the most beneficial class I've taken in my college career The workload - the video tutorials where helpful and I would have learned more without following along. The homework was more helpful than the individual project - which just ended up taking a lot of time without me learning a lot. The book tutorials/examples where the most informative and were I learned the most. The group project, while fun, wasn't something where I learned a lot and didn't help my overall understanding of catia. Either something has to go or this class needs to be

divided into half. I should not be spending 30 hours a week for a four credit class. Even increasing the amount of credits for the class is worth would be nice. The group project was great, but it is probably the project I learned the least from. If I would nix something, that would be it. Some of the parts for the tutorials need to be fixed, I shouldn't have to recreate parts that will work, when they are supposed to be provided. Fast turn around time on assignments. Some of these assignments were turned in almost a month ago and haven't been posted. It would be great to see how we are progressing. The course is a little too work-heavy, I spent about 20+ hours outside of class in the lab which conflicted a lot with my other classes and group meetings, making this quarter incredibly stressful. I was told last quarter that etec 113 was a very hard class comparable to the 112 mousetrap car project all quarter long. But this was not the case at all. I liked this class! It allowed me to accomplish 2 life goals of mine: to do 3D modelling and use a 3D printer. The workload of this class was pretty heavy, though. I spent countless hours in the lab every week. However, it was more fun than and not as stressful as say, an English or math class and I don't feel that it deserves its bad rep. Getting to have stuff printed on the 3D printers was the highlight of the class and made it all worthwhile. I spent 15 hours on a single 30-point assignment making my model of the starship Enterprise for printing just because I wanted to make something really cool. I guess my only suggestion for this class would be to replace the other homeworks with one or more complex individual projects that would then be printed. That is what I would have really like to do. I would have this class one more day during the week to lighten the homework load between class on Monday and Wednesday. Something needs to be done about the workload. I understand the material just fine, but I'm bogged down so much by the overwhelming amount of work. As someone with previous CAD experience, I can't imagine how someone without that experience is supposed to do well in this class. Keep in mind, this class is supposed to be introductory. Every once in a while the work load was very heavy, like over a long weekend. But, everything we did was very manageable. The individual Project taught us a lot about in-design designing which was helpful to know about. Simplify Dispersing the work throughout the class would be preferable. some days where there were 3 deliverables (not considering multiple tutorials) due in one day became very hectic. Really preferred doing the tutorials by video because it allowed flexibility in schedule. However, I believe a short review of the tutorials in class for 15 minutes to clarify confusion is necessary (I never fully understood drafting and still don't know to this day, even after reading it in the book and asking the TA for help). The experience gained in this class was great but workload was a bit too much to handle especially for a 4 credit class (when I was confused on certain features/homework, I would spend maybe 30/40 hours a week in the computer lab, on top of class time, working which seemed ridiculous because I'm technically now a part time student, due to dropping a class to focus on this course). I would also encourage having deliverables of the individual project due at the end of class, due to it's format of being independent work with little instruction there was a lot of confusion that required clarification from either the teacher or the TAs and extra time during class would be very beneficial. I do believe all of the HW and projects were very important for my understanding, but maybe being a little more lenient on the strict deadline policy would be helpful. Sometimes it

seemed the focus was more of getting it in on time as opposed to really understanding it (100% if on time, 75% within class period, 50% late seems like a better policy from a student standpoint). Overall really enjoyed the class, loved the lego project and satisfied with the product outcome. Also, I really encourage you to encourage students to get the product for their personal computers at the beginning of the course. I realized how beneficial it would have been for me to have it at home, but by that time we were halfway through the course and i couldn't justify buying the program, so please encourage it early on. The workload needs to be lessened. It is not possible to allocate enough time to adequately complete the assigned work while taking a full course load. Tutorials and homework assignments were helpful, but frankly redundant with one another, so one should be eliminated. Another troubling facet of the class is the illogical grading distribution. I believe grade weight should be roughly relative to time spent on assignments, and was very frustrated to find out that my eight to ten hours of work on an assignment would only represent .2 percent of my grade. What a waste of time!! I would remove the book work Free Catia for everyone I would say that the video tutorials are definitely the way to go with this class, it gives students a chance to get ahead if they want. You can also go back and watch the tutorials if you forget how to do something. The work load was a lot but it got you very familiar with the program and I feel the only way to get a good grasp on Catia is to just spend a lot of time on it messing around. I think if there were less homework assignments and more video tutorials I would have got more out of the class and learned more. Being able to use Catia on our own computers. Move the HW assignments to Monday so we have the weekend to work on them. When we have from Monday to Wednesday to do them, it doesn't give us a lot of time to work on them expectantly when you have a job and other classes and the HW takes hours to do, including the other assignments due that day as well. Very torn. I hated the workload, yet have learned so much. I can't honestly say if the ends justified the means. I would be more willing to say yes now than, say a month ago, but only maybe. The homework assignments were probably the most helpful in my understanding and practice of demonstrated concepts. At the same time, I really liked the practice that both the individual and group projects gave us, but think only one would be necessary. Also class discussions would have been great for me. It shouldnt have taken 95% of the quarter to pass before you got up there to talk about strategy as far as chronological order of features. Def more of that way earlier. But all in all, I want to hate you, but I learned so much. I guess I will just respect you. But not too much. I would change the video tutorials to live demos, because I feel like that would easier for asking questions or clarifying. You can still get stuck in the video tutorials if you make a small mistake and something isn't working because of it. Then you just get frustrated and end up spending an hour rewinding and redoing things when you could have just asked what the problem was and been helped in person. Also, wow, I didn't expect to spend my entire life in the CAD lab... I don't think it's fair that we have to either spend 8 hours in the lab on class days, or work through class, stay after a couple hours, and then come in for another 4 hours on days we don't even class because it's the only place we can use the programs. Cut down the workload and focus on student learning instead of giving us a mountain of work and expecting us to know everything about CAD after completing it. A good class overall though! Decrease the

work load, or at least provide a free way to do homework at home; make the tutorials more concise (less meandering around the point; just say what is meant to be said. Potentially providing a description of useful features learned during every video would be an adequate remedy). Other than that though, all of the aspects of the course were great at least. Also, with regard to the "This course has helped motivate you in pursuit of an Engineering Technology degree." question, I answered Not Applicable because I was already firmly set on getting a degree in the ET department. The work load is a bit much and can be redundant at times. Also, providing cheaper software licenses of CATIA so that student's are not forced to come into the Engineering Labs if they can not afford the software. There needs to be more clarity on what features need to be included on assignments in order to get a good grade. For example some of the work we did matched the results but then the TA's would come around and say that it is incorrect. Also for the group project there could have been clear instructions explaining everything that needed to be included in a drawing and a list of all the features we need to have included on our Lego car. I also still do not understand what features make a part injection moldable. Work load decreased a little bit. Other than that it was a great course. Honestly, this course was just so much work that I would just get discouraged and try to hurry through it. I thought of one way you could solve this, but it's just my two cents. -Allow the students to turn in assignments a class late for full credit for 3 or so submission dates during the quarter if they show the TA that they made an effort at it on the original date. This will help to ease them into learning the basics of catia without too much backlash. The TA checking if they made an effort prevents them from just putting it off again. The reason I say this is because I would run into problems on assignments, but not have enough time because I had other work to do. Then, the work just piles up for the next due date. This was discouraging and I ended up being kind of extreme about my work habits this quarter. Certainly, the video tutorials were the most useful and helped us learn a great deal. Having the video tutorials maximized the productiveness of class time. Without class time lecture, we had more access to the teacher and TA's compared to other classes. The work load seemed a bit sporadic. Some days were much more busy than others. Often, book exercises were followed by tutorials that covered the very same steps which created a bit of redundancy. I would've liked to have a list at the beginning of the class that showed me what all the I'd see while dimensioning. For example a list that tells me this is the equal distance symbol, or that's means they're tangent. Being new to Catia the first couple week was harder since I didnt know what was going on. While the coursework is not especially difficult, the amount of time spent on the coursework merits at least another quarter credit. I really don't like how severe the punishment was for late parts. I don't think it builds up good habits or an understanding of the program, especially since this is an INTRO class. I know this is a weed-out class but I feel like there are too many factors involved for it to be effective assessment of one's ability in the program. Sometimes they are just not enough hours in the day, and after a certain point sitting in the lab, your brain doesn't learn or the skills don't sink in. The workload in this class greatly outweighs the workload of all my other classes combined. It took up a lot of time; however, the skills that the class taught were helpful. It was a fun class. The workload just needs to be reduced. This class has a very heavy work load. I had a hard

time catching up, even after missing the first day, I am still not caught up. This class requires a lot of free time outside of class to be able to finish all the work that was presented to us. This class is difficult alone, but put this class on top of other difficult core classes to make a full 18 credits, makes it impossible to complete everything. Way too much work. The book and tutorials overlapped each other and having both was unnecessary and time consuming. This class was my life for the past 3 months. The amount of workload, maybe even the schedule of the class. The work load was too intense for the amount of time in a quarter. I felt most of the work wasn't even helping my understanding of the subjects, but just a lot of repetitive busy work. The group project also was very ineffective in teaching much, since most of the time everything just seemed rushed and not well put together. There was a lot of confusion about deadlines and what was to be expected as well. I had a hard time getting help during class because the TAs were grading HW. Also I lost points on things and never learned how to do them. Maybe going over things that lots of people were confused on as a class would help. Streamlining the tutorials so there are fewer mistakes and long pauses. There should be a pdf for some sort that showed all the dimensioning/constraint symbol, tools, and whatever button/icon we were going to be using in the class. It was confusing at first to know what I was doing because nothing made sense to me and I couldn't google what which symbol was for catia. It took a while for me to remember symbols, specially ones I use less. Having it a list of everything in the beginning would've saved me a lot of time and headaches. The sheer volume of work was overwhelming. I am only taking 12 credits but this class was by far more work than my other two combined. I would recommend reducing the amount of exercises, making fewer that conveyed the same information. Also the multi-section solid information was a bit scattered and confusing. There perhaps could be an improvement in that area. make it so that we can use CATIA on our own computers. More focus on designing in context, and top down assemblies starting with a skeleton. I still feel rough on creating parts to fit in an assembly. I understand the work load is better than it used to be, but it is still a crazy level of work for a 4 credit class. I think it is important to do this level of work for learning and understanding the material. However, some form of warning to the level of work load would be helpful in the future. Perhaps in the course description on class finder. The amount of workload was equal to greater than a 4 credit class. The credit value needs to be increased or the workload needs to be decreased. A little less redundant chapter work. More direction on design intent modeling, I had difficulty with that. Video tutorials could use some editing or some changes in certain sections to be a bit more clear. Most videos are 10-30 minutes of one shot lectures. Because of that only edited for one attempt of a concept per section, certain small mistakes that take up time were allowed in the final cut and take up the time of the student going through them. Editing, removing small sections, and just some general fat trimming can really slim down the volume of video tutorials and help lessen the time it takes up. Let the class know that Windows Media Player allows the user to play the video at the speed of their choosing. Playing 30-50-minute tutorials at 1.5x or 2x the regular speed really helps lessen the time consumed from doing them while still retaining all the information. The exercises in the book were for the most part much more simplified and less comprehensive than the ones in the video tutorials. Depending on how the student chooses to

tackle the workload, there is a noticeable amount of repetition which may or may not be desirable. Schematic drawings for individual projects have dimensions that do not match the example models given. Also the chapter review quizzes assigned at random times were more or less unnecessary. Lastly, threading and standard screw specifications was a section I felt particularly lost at. Maybe a video tutorial would help. The individual project was a little less organised than I would have liked, maybe consider a more simple individual project where we complete an entire assembly as opposed to just making most of the parts to a bike and assembling sub assemblies. It was not very rewarding. The video tutorials are far too long, though apparently this is being addressed. Frequently I could look at the drawings and know how to do everything except maybe on part, so perhaps post a list of what features are done at what times? For example: 22:12 - Main Rib Feature. I would put a greater focus on iso-constraining and design intent. I felt that those were two topics that myself and those around me struggled with the most. I would also eliminate some of the busy work from the lego project, specifically the final report. More interaction between the instructor and the students. Also, more TA's, there seemed to be a lack of support for students when needing help. More face time with the instructor. Less work so we can spend more time on learning. Shorter video tutorials. Could be an all-online course. I very much like the video tutorials but some of them could be improved. Not all the tutorials are succinct become long and meandering. I really like being able to work on any assignment at anytime. The desired section content for the final report could be more descriptive. It was a lot of work but I can't think of any improvements. Redo the tutorials to make them more audible but that might just be me only 4 credits for the amount of work required (70 minute videos that must be watched to extrapolate every detail about what might be graded) and the lack of real whole class instruction at all. I could have taken this class online and learned just the same. and lastly I believe there was way too much hand-holding here. I prefer to learn by figuring out things myself, rather than just copying tutorials. This would make the class more stimulating as well... more class hours to complete assigned work load and more credits for the class because it took up so much time to complete A better understanding of what is expected in homeworks and specific details in assignments. worth more credits or lighter load This class was way too time consuming. If the work load can't be decreased then bump up the credit value from 4 to 5. More Rabbits! have more windows in the lab or be able to have CATIA on our personal computers because I don't like spending half my time in the lab. test Your videos can be painfully long, and the audio quality is lacking, the sharp S was actually painful during some of them at a minimum audible volume level for your soft speech. I would change some video tutorials to live tutorials so that common questions can be answered at once.

Number of daily responses

